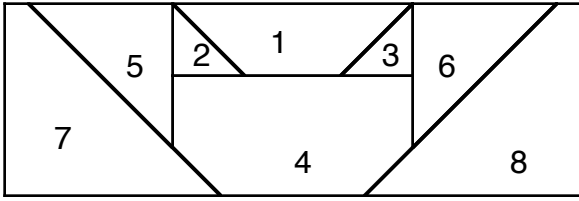


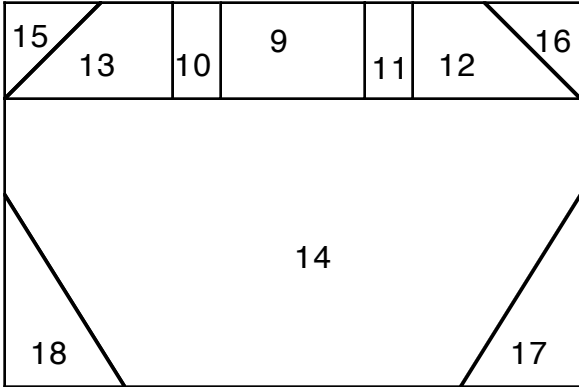
Cat in Pumpkin

1" x 3" finished size



1" print
scale
check

Block will finish 3" x 3"

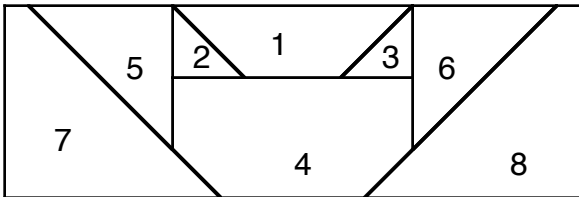


©Carol Doak 2012

2" x 3" finished size

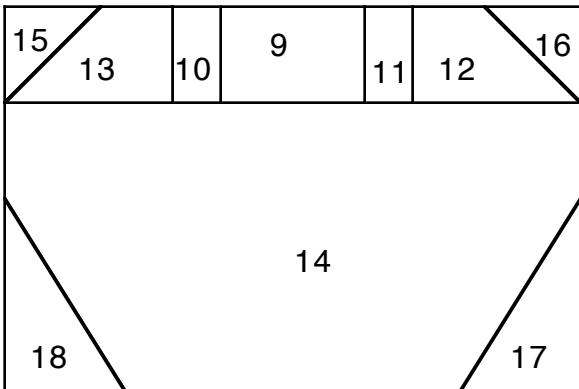
Cat in Pumpkin

1" x 3" finished size



©Carol Doak 2012

2" x 3" finished size



Cutting List for one block:

Fabric	No. To Cut	Size to Cut	Location Nos.
Green	1	2 3/4" x 2 3/4" [/]	7, 8
	2	2 1/4" x 2 1/4" [/]	5, 6, 15, 16
	3	1 1/2" x 2 1/2"	1, 17, 18
Orange	1	2 1/2" x 4"	14
	3	1 1/4" x 1 3/4"	9, 12, 13
Black	1	2" x 2" [/]	2, 3
	1	1 1/4" x 2"	4
	2	1 1/4" x 1 1/4"	10, 11

[/] Indicates to cut the square(s) and cut them once diagonally.

