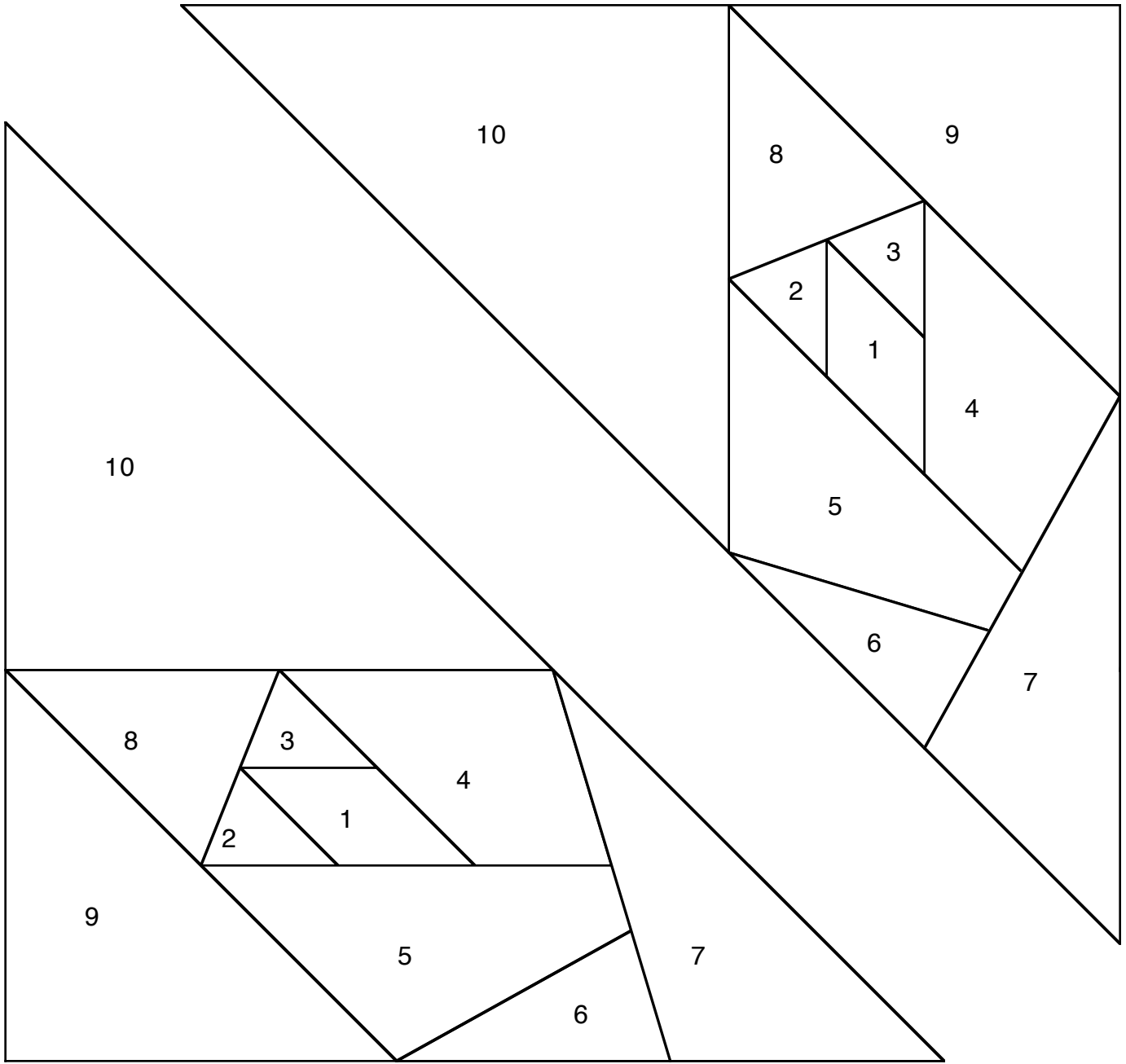


Section A

July Bonus Block




July Bonus Block

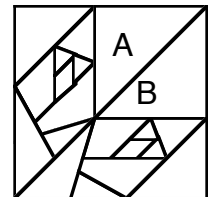
©Carol Doak 2023

Section B

Block-front Drawings



(This square is 1")



Make 4

Triangles are 6" and finished block is 12"

Print 4 copies of page one on Carol Doak Foundation Paper and one copy of this page on regular paper.

### July Bonus Block

80 pieces

The following fabric cutting list is for one star block.

Fabric	No. of Pieces	Dimensions	Location Numbers	Section
Yellow	8	1 1/4" x 2 1/4"	1	A, B
White	16	1 1/2" x 1 1/2"	2, 3	A, B
Dark blue	8	2 1/4" x 2 1/4"	8	A, B
Medium blue	4	2 1/4" x 4"	7	A
	4	1 1/2" x 2 1/2"	6	B
Light blue	4	2 1/4" x 4"	7	B
	4	1 1/2" x 2 1/2"	6	A
Light peach	8	1 3/4" x 3 1/2"	5	A, B
Medium peach	8	2" x 3"	4	A, B
Teal	4	3 3/4" x 3 3/4" [/]	9	A, B
	4	4 3/4" x 4 3/4" [/]	10	A, B

[/] indicates to cut the squares to size and cut once diagonally