


Introduction to Paper Piecing Free Pattern from Carol Doak



4" Finished

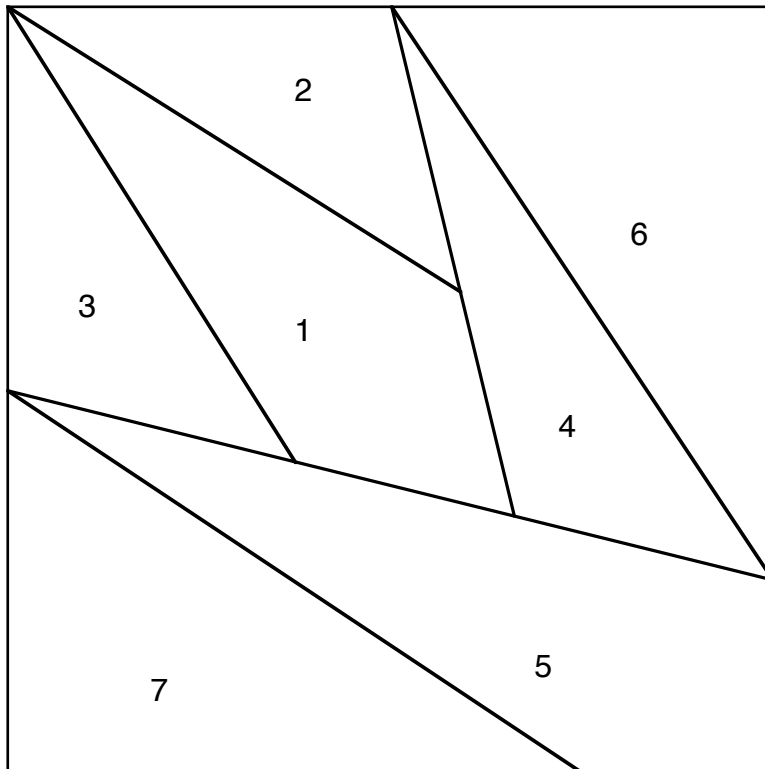


8" Finished

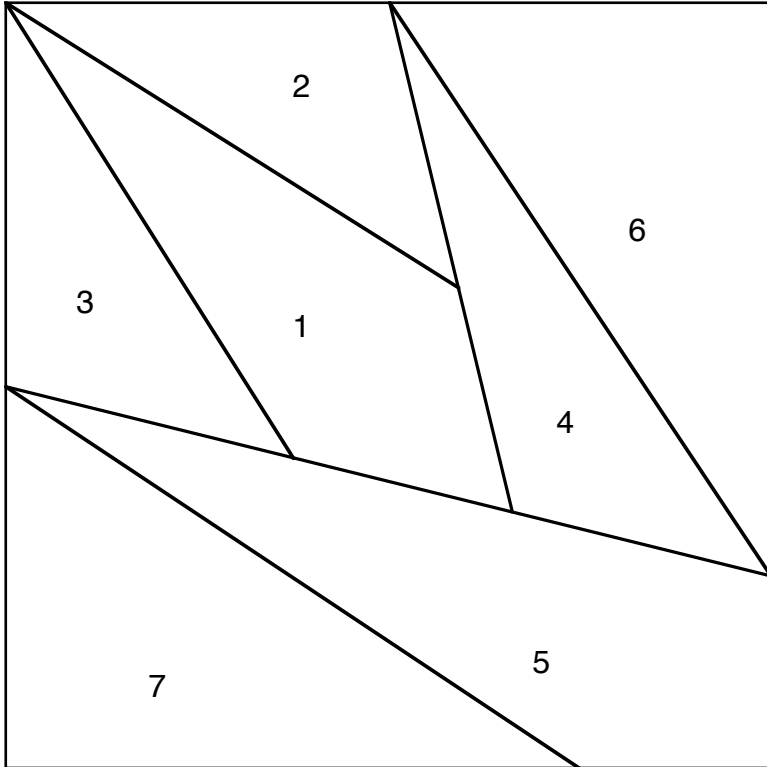
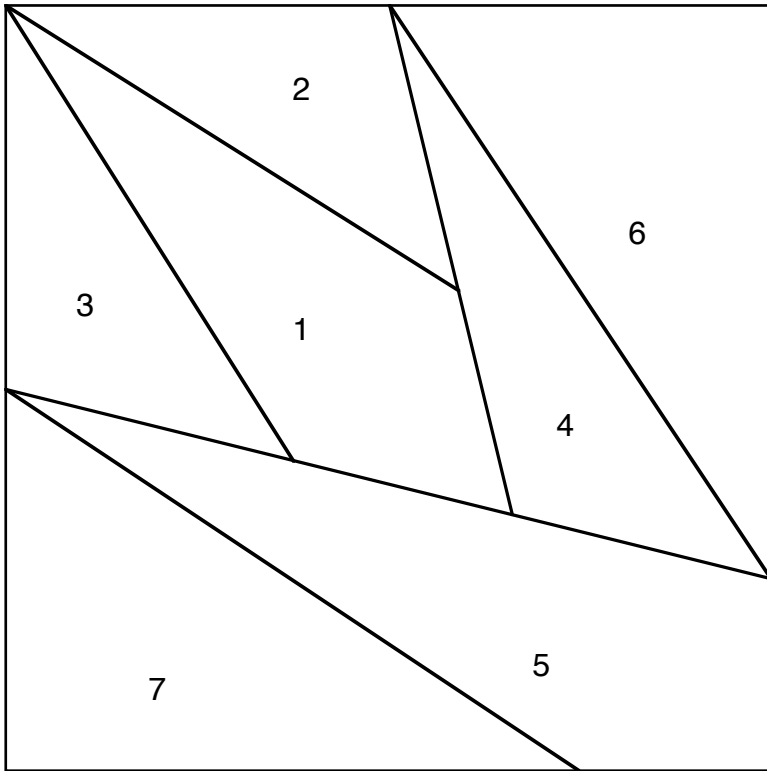
Cutting List to Make One Four-Block Rotation

Fabric:	No. of Pieces to Cut	Size to Cut	Location Numbers
Light	8	2 1/2" x 5"	6, 7
	8	1 3/4" x 3 1/2"	2, 3
Fuchsia	4	2" x 4 1/2"	1
Check	4	2" x 4 1/2"	4
Teal	4	2" x 5 1/2"	5

Your Notes:



©Carol Doak 2005 This pattern offered on www.caroldoak.com and may be reproduced and distributed with this notice for the purpose of teaching others to paper piece.



©Carol Doak 2005 This pattern offered on www.caroldoak.com and may be reproduced and distributed with this notice for the purpose of teaching others to paper piece.