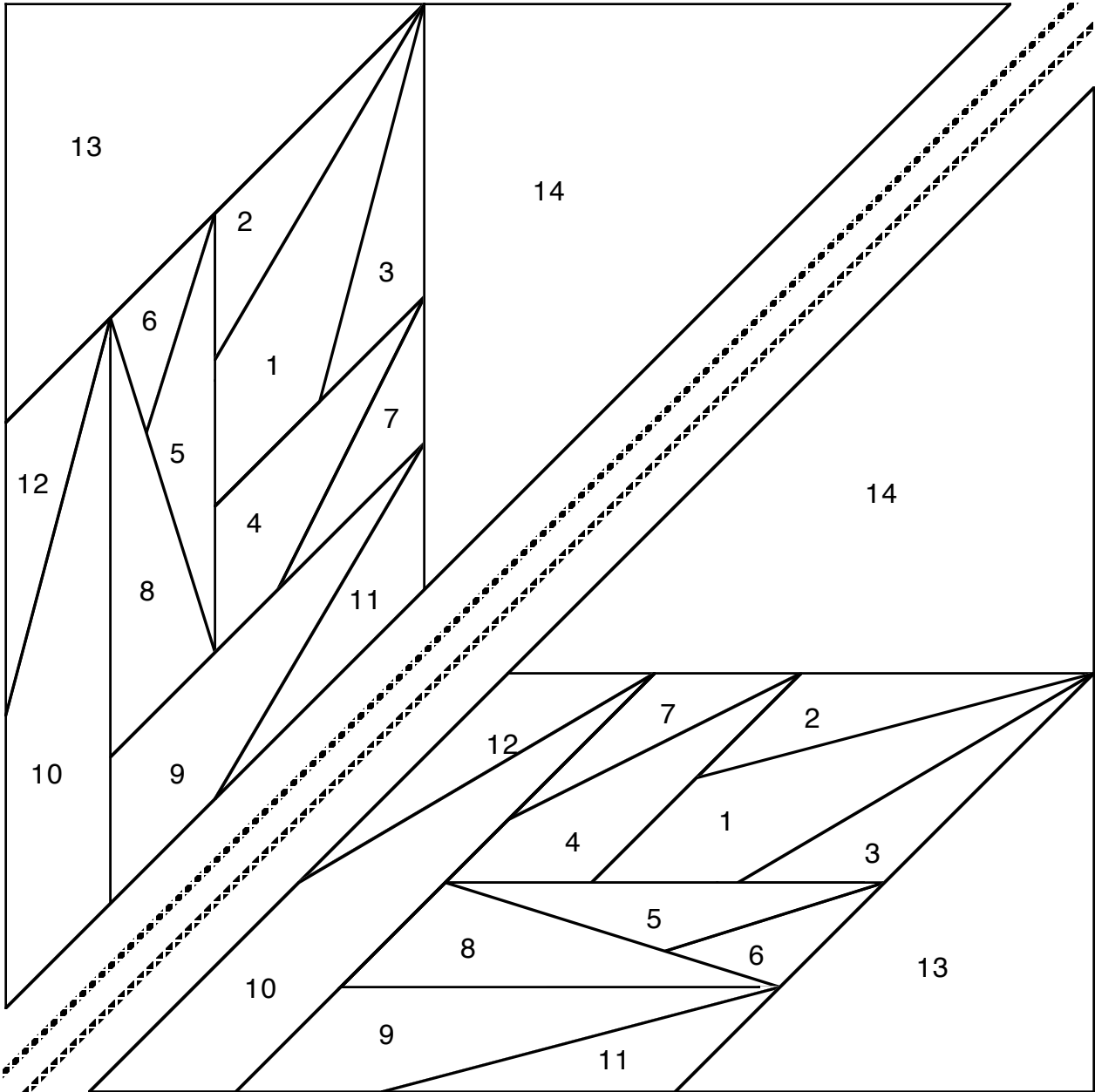




Holiday Star 2014 6" x 6" finished size, Make 4 Section A



Holiday Star 2014 6" x 6" finished size, Make 4 Section B

©Carol Doak 2014





**Cutting List:**

<b>Fabric</b>	<b>No. to Cut</b>	<b>Size to Cut</b>	<b>Location Nos.</b>	<b>Section</b>
Light Green	4	5" x 5" [1]	14	A & B
	4	4" x 4" [1]	13	A & B
Med. Green	8	1 1/2" x 4"	9	A & B
Dark Green	8	1 1/2" x 5"	10	A & B
White	32	1 1/4" x 3 1/2"	2, 3, 11, 12	A & B
	16	1" x 3"	6, 7	A & B
Yellow	8	1 1/2" x 4"	1	A & B
Dark Red	8	1 1/4" x 3 1/4"	4	A & B
Med. Red	8	1" x 3 1/2"	5	A & B
Light Red	8	1 1/2" x 3 1/2"	8	A & B

I have used the traditional Christmas colors, but you can make this in blues and golds or blues and whites.





Table runner idea