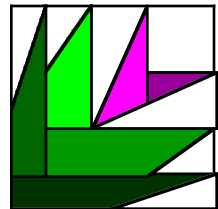
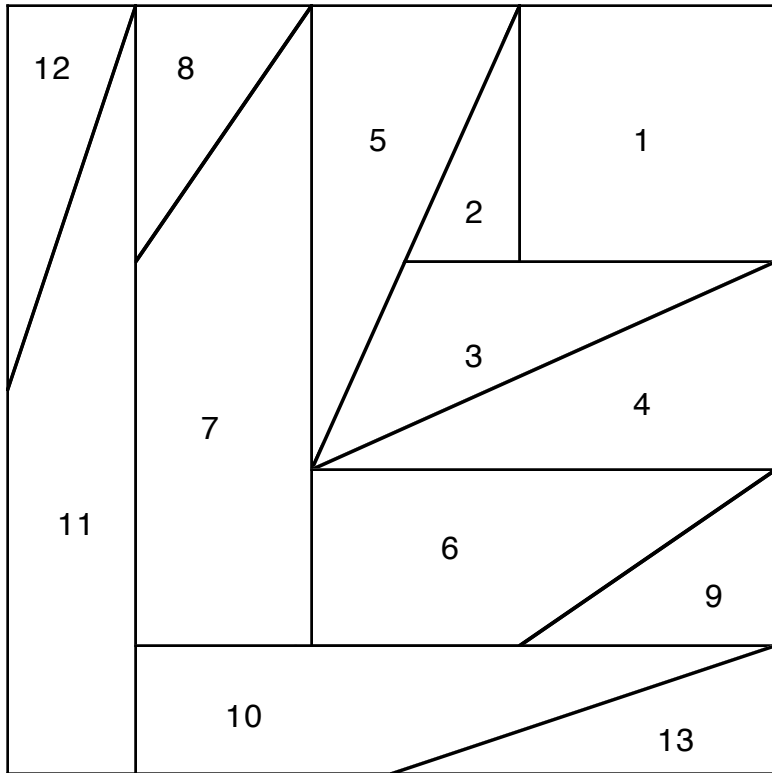


Block A Make 4 6" x 6" © Carol Doak Celebration Wreath

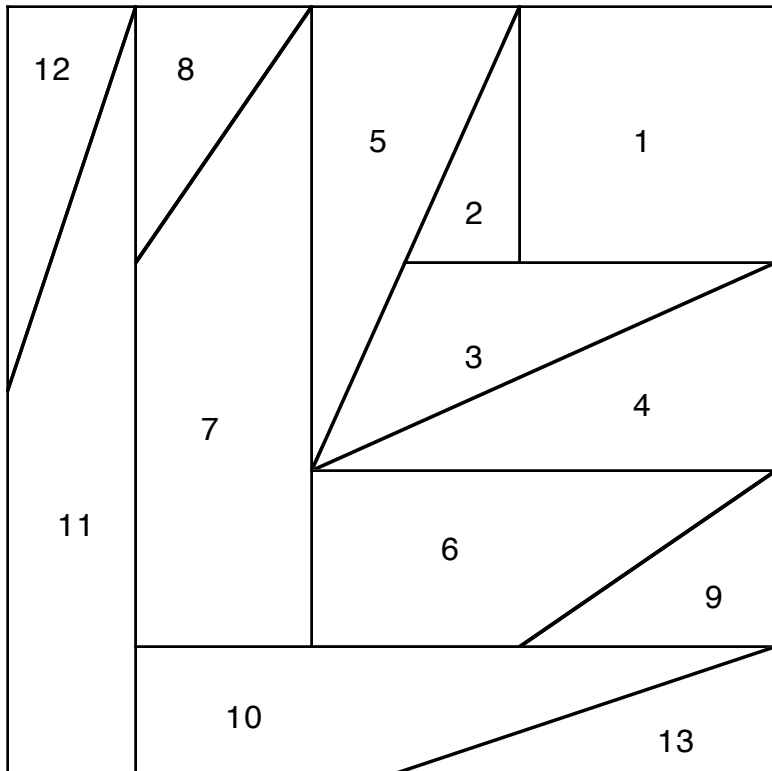
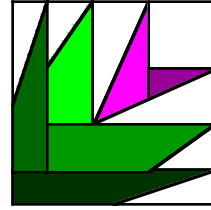
Make 4





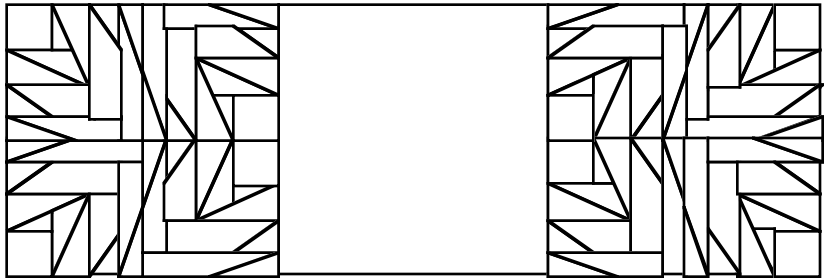
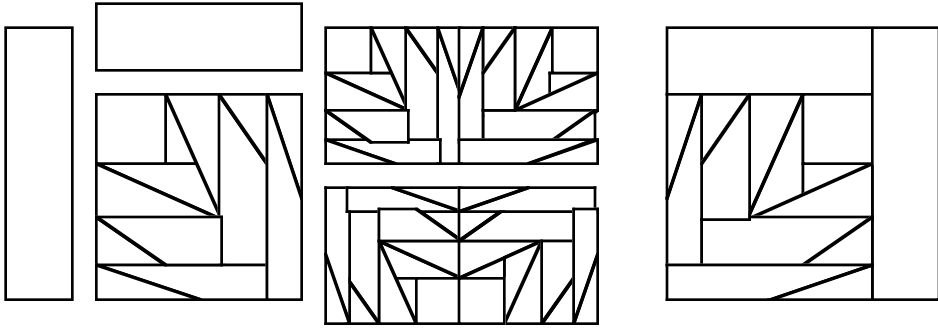


Block B Make 16 4" x 4" © Carol Doak Celebration Wreath


Make 16



Block B Make 16 4" x 4" © Carol Doak Celebration Wreath



CAROL DOAK GROUP SECOND BIRTHDAY CELEBRATION WREATH



Finished Size 34" X 34"

Cutting and Yardage for Celebration Wreath Quilt:

Yardage:

1 yd. White for blocks and setting pieces

1/4 yd. Medium Pink for blocks

1/8 yd. Dark Pink for blocks

1/4 yd. Light Green for blocks

1/4 yd. Medium Green for blocks

1/4 yd. Dark Green for blocks

1 1/4 yds. Very Dark Green for blocks, border and binding

Setting Pieces:

Fabric	No. to Cut	Size to Cut	Location Used
White	1	8 1/2" x 8 1/2"	Center Square
	4	2 1/2" x 8 1/2"	Setting Strips
	4	2 1/2" x 6 1/2"	Setting Strips
Very Dark Green	2	5 1/2" x 34 1/2"	Top and Bottom Border
	2	5 1/2" x 24 1/2"	Side borders
	4	2 1/2" x 40"	Binding strips

Cutting list for Block A and B to make Celebration Wreath Quilt:

Fabric	No. to Cut	Size to Cut	Location Numbers	Block
White	4	2 3/4" x 2 3/4"	1	A
	8	2 1/4" x 5"	4, 5	A
	16	2 1/4" x 2 1/4"	1	B
	8	2" x 3 1/2"	8, 9	A
	8	2" x 4 3/4"	12, 13	A
	32	1 3/4" x 3 3/4"	4, 5	B
	32	1 1/2" x 2 1/2"	8, 9	B
	32	1 1/2" x 3 1/2"	12, 13	B
	Med. Pink	4	2 1/2" x 4 1/2"	3
16		1 3/4" x 3 1/4"	3	B
Dark Pink	4	1 3/4" x 2 3/4"	2	A
	16	1 1/4" x 2"	2	B
Lt. Green	4	2 1/4" x 4 1/2"	6	A
	16	1 3/4" x 3 1/4"	6	B
Med. Green	4	2 1/4" x 5 3/4"	7	A
	6	1 3/4" x 4"	7	B
Dark Green	4	1 3/4" x 5 3/4"	10	A
	16	1 1/2" x 4"	10	B
Very Dark Green	4	1 3/4" x 6 3/4"	11	A
	16	1 1/2" x 4 3/4"	11	B