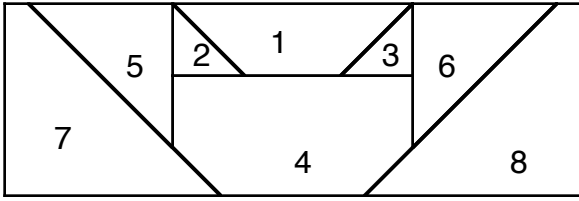


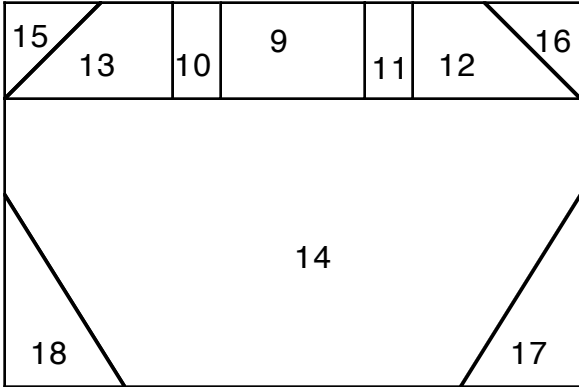
Cat in Pumpkin

1" x 3" finished size



1" print
scale
check

Block will finish 3" x 3"

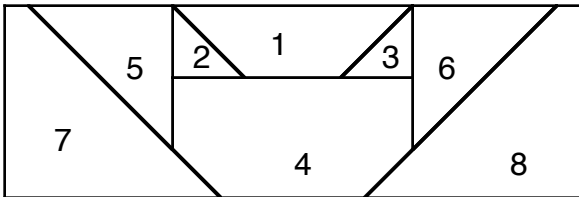


©Carol Doak 2012

2" x 3" finished size

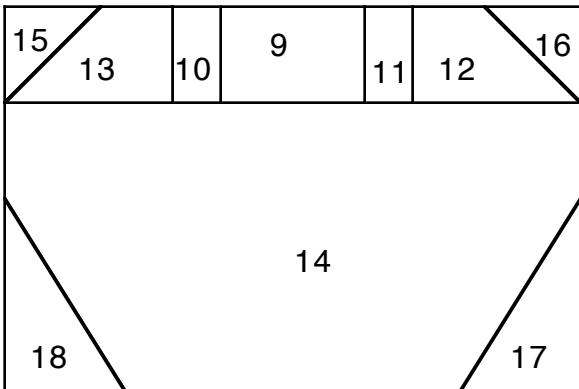
Cat in Pumpkin

1" x 3" finished size



©Carol Doak 2012

2" x 3" finished size



Cutting List for one block:

| Fabric | No. To Cut | Size to Cut | Location Nos. |
|--------|------------|---------------------|---------------|
| Green | 1 | 2 3/4" x 2 3/4" [/] | 7, 8 |
| | 2 | 2 1/4" x 2 1/4" [/] | 5, 6, 15, 16 |
| | 3 | 1 1/2" x 2 1/2" | 1, 17, 18 |
| Orange | 1 | 2 1/2" x 4" | 14 |
| | 3 | 1 1/4" x 1 3/4" | 9, 12, 13 |
| Black | 1 | 2" x 2" [/] | 2, 3 |
| | 1 | 1 1/4" x 2" | 4 |
| | 2 | 1 1/4" x 1 1/4" | 10, 11 |

[/] Indicates to cut the square(s) and cut them once diagonally.

