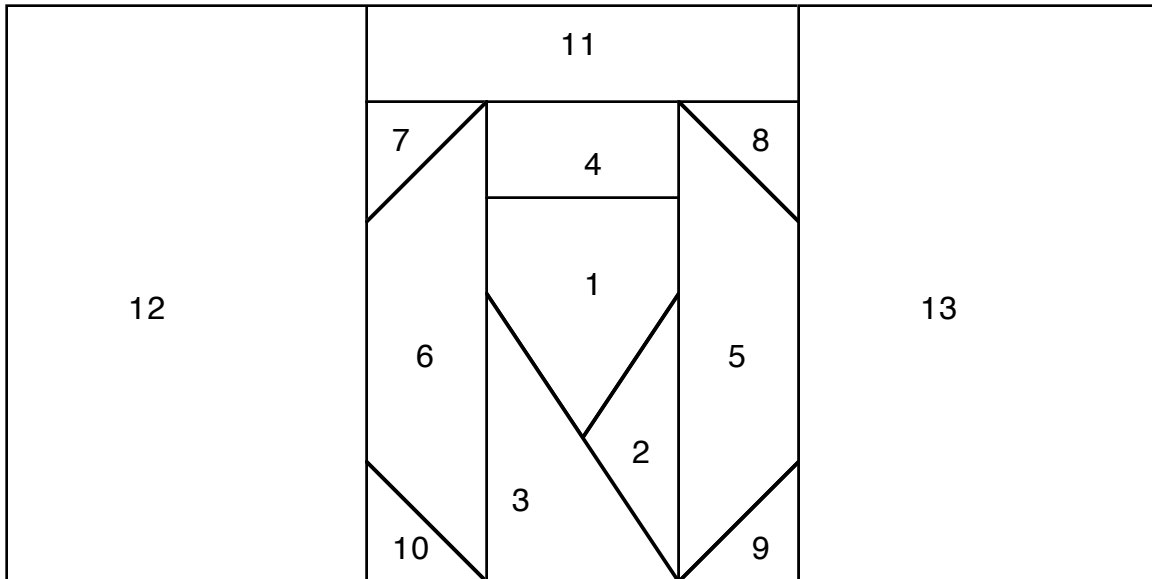
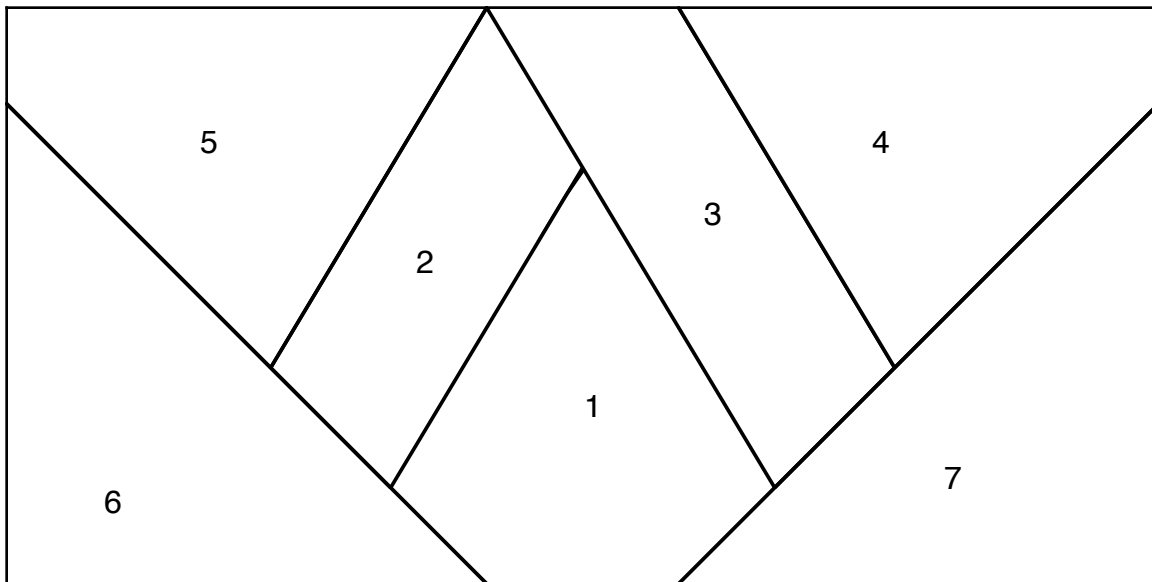


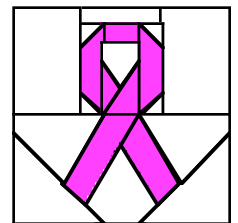
Finish block size 6" x 6"



Pink Ribbon © Carol Doak 1999 top finish size 3" x 6"



Pink Ribbon © Carol Doak 1999 bottom finish size 3" x 6"



Cutting List:	Fabric	No. to Cut	Size to Cut	Location Nos.	Section
	Pink	2	1 1/2" x 4"	2, 3	Bottom
	Pink	2	1 1/2" x 3 1/4"	5, 6	Top
	Pink	2	1 1/2" x 2 1/2"	2, 3	Top
	Pink	1	1 1/4" x 1 3/4"	4	Top
	White	1	3 3/4" x 3 3/4" [/]	6, 7	Bottom
	White	3	3" x 3"	1, 4, 5	Bottom
	White	2	2 1/2" x 4"	12, 13	Top
	White	1	1 3/4" x 2"	1	Top
	White	2	1 3/4" x 1 3/4" [/]	7, 8, 9, 10	Top
	White	1	1 1/4" x 3"	11	Top

[/] Indicates to cut the square(s) and cut once diagonally

For personal use only: www.caroldoak.com