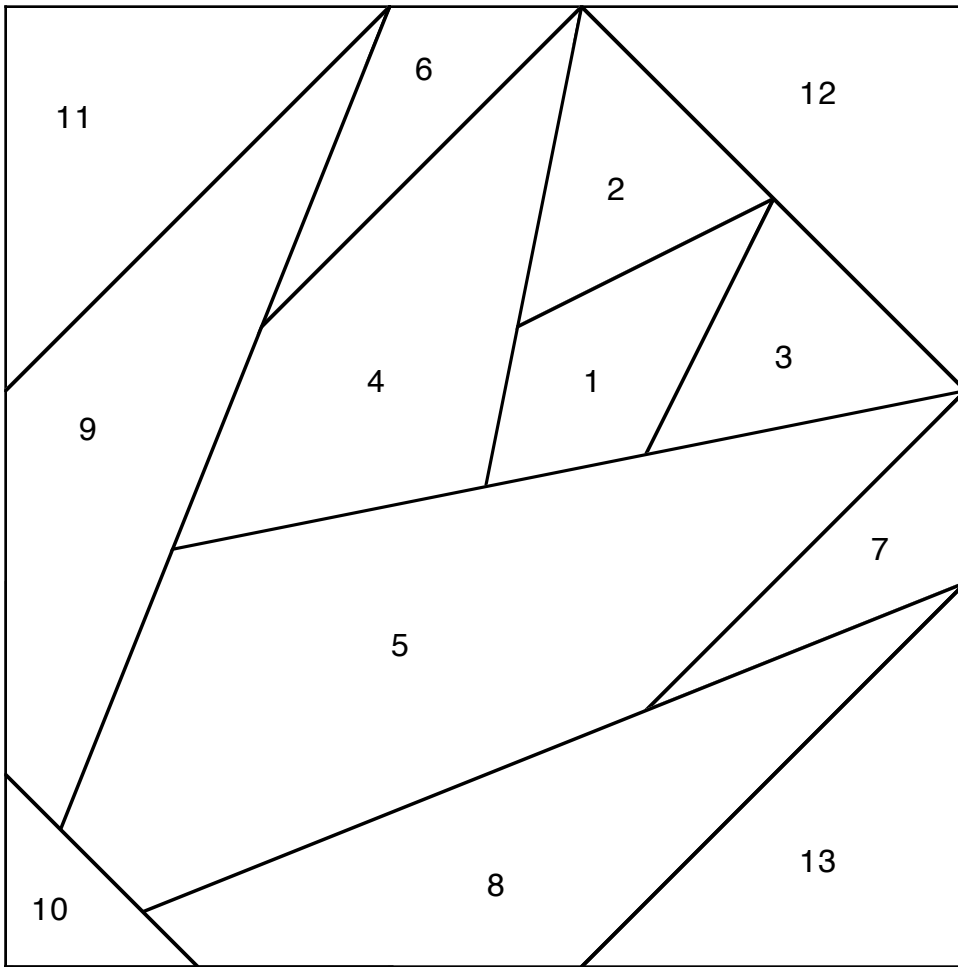
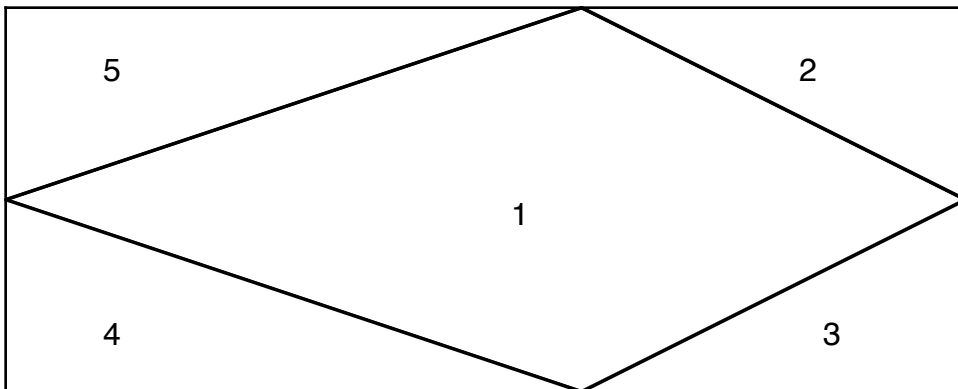


May Flower by Carol Doak



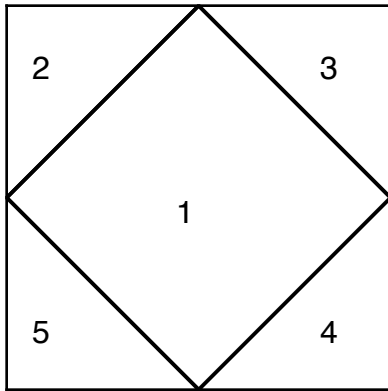
Unit A Finished Size 5"x 5" Make Four © Carol Doak 2008

May Flower by Carol Doak





Unit B Finished Size 2"x 5" Make Four © Carol Doak 2008

May Flower by Carol Doak




Unit C Make 1 2" x 2" fin size



12" finish block

Cutting List for One 12" Block

Fabric	No. to Cut	Size to Cut	Location No.	Unit
Black	4	3 1/4" x 3 1/4"[/]	11, 13	A
	1	2 3/4" x 2 3/4"	1	C
	2	2 1/4" x 2 1/4"[/]	10	A
	8	2" x 2 1/2"	2, 3	A
	8	1 3/4" x 3 1/2"	2, 3	B
	8	1 1/2" x 3 1/2"	6, 7	A
Yellow	4	2 3/4" x 5 3/4"	1	B
	2	2 1/4" x 2 1/4"[/]	2, 3, 4, 5	C
	4	1 1/2" x 3"	1	A
Light Green	2	3 1/4" x 3 1/4"[/]	12	A
	8	1 3/4" x 4 1/2"	4, 5	B
Medium Green	8	2" x 5 1/2"	8, 9	A
Medium Assort Flower Colors	4	2 1/2" x 6"	5	A
Light Assort Flower Colors	4	2 1/4" x 4 1/2"	4	A



Quilt Suggestion