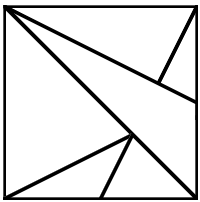
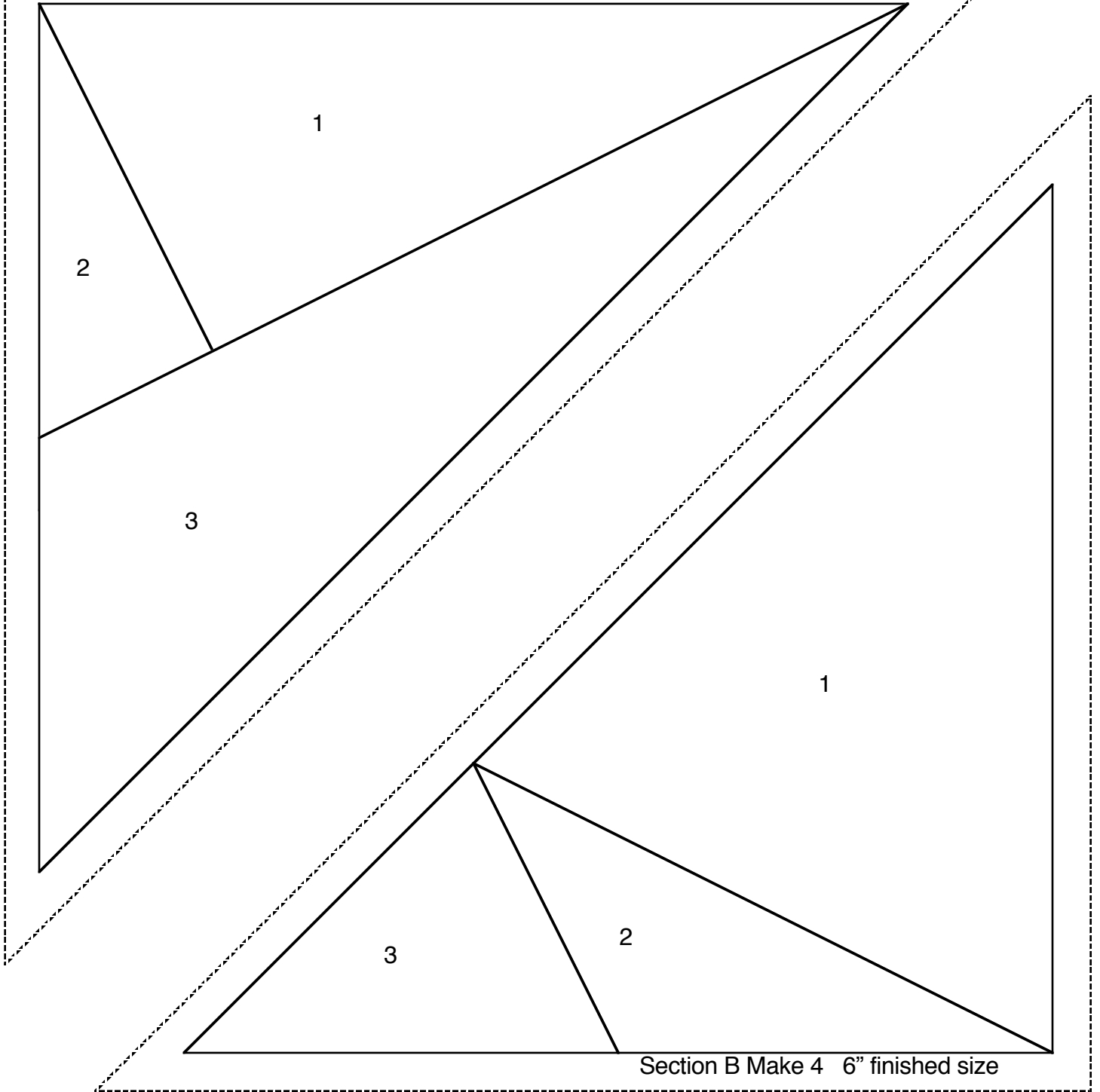
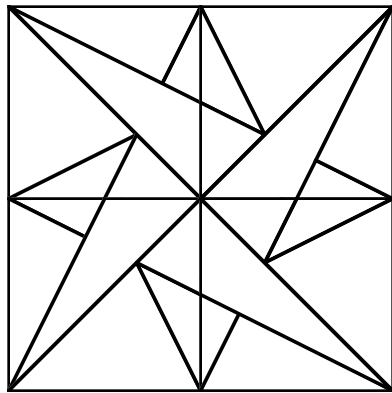


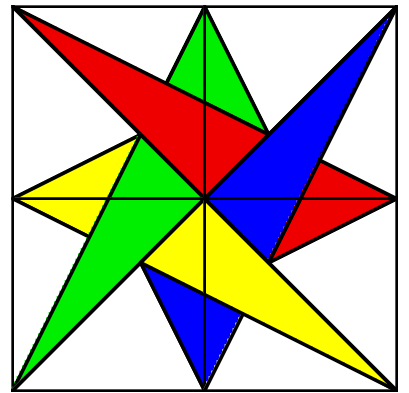
Section A Make 4 6" finished size

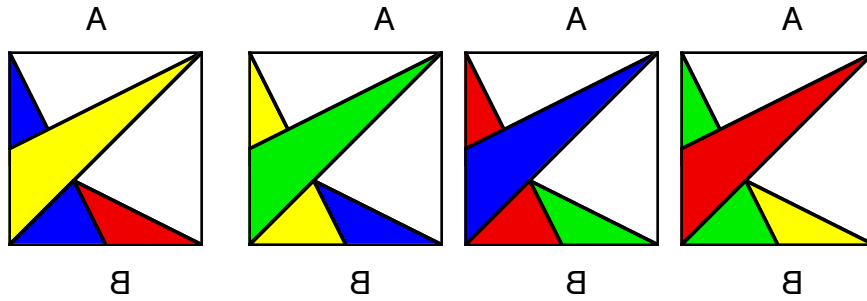


Make 4



Finished Block





Foundation colors as seen from the lined side.

The biggest challenge for this block is not making it, but keep your colors straight. I would suggest you write the colors you will use on each foundation on the lined side.

Cutting List for above coloring:

Fabric:	No to Cut	Size to Cut	Location Number	Section
White	4	3 1/4" x 7"	1	A
	4	4 3/4" x 7"	1	B
Red	1	3 1/2" x 9 1/2"	3	A
	1	3 1/2" x 3 1/2"	3	B
	1	2" x 6"	2	B
	1	2" x 4"	2	A
Green	1	3 1/2" x 9 1/2"	3	A
	1	3 1/2" x 3 1/2"	3	B
	1	2" x 6"	2	B
	1	2" x 4"	2	A
Yellow	1	3 1/2" x 9 1/2"	3	A
	1	3 1/2" x 3 1/2"	3	B
	1	2" x 6"	2	B
	1	2" x 4"	2	A
Blue	1	3 1/2" x 9 1/2"	3	A
	1	3 1/2" x 3 1/2"	3	B
	1	2" x 6"	2	B
	1	2" x 4"	2	A

Note: You are cutting the same set of sizes and block designation for each color.