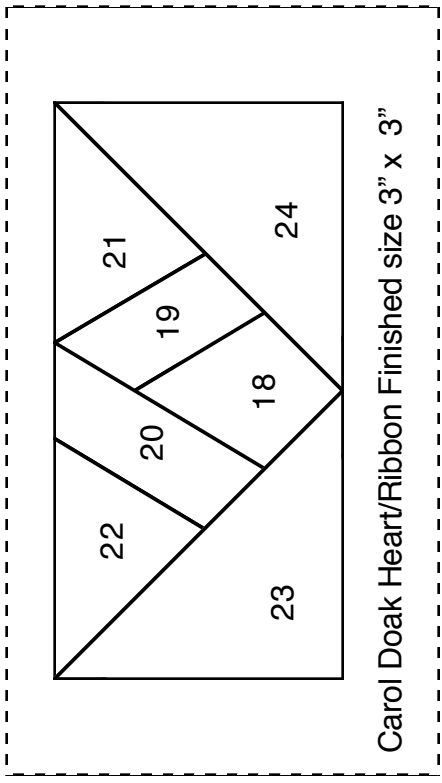
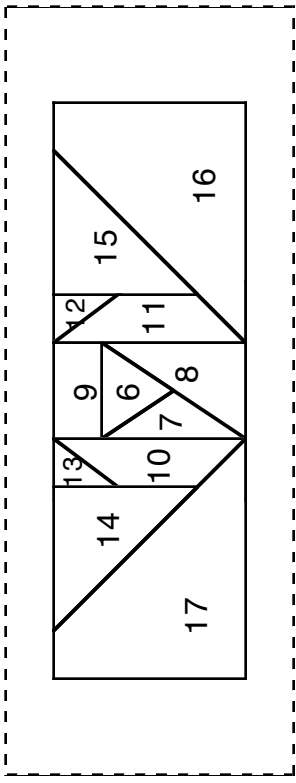
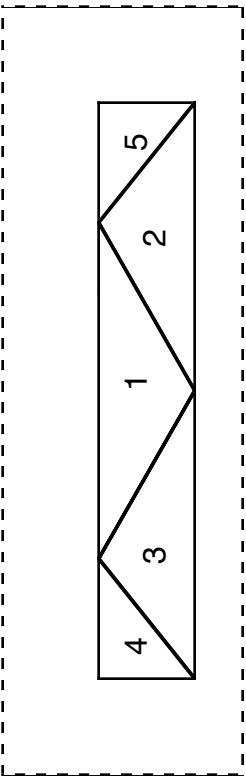


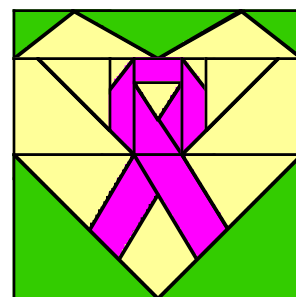
Carol Doak Heart/Ribbon Finished size 3" x 3"



Carol Doak Heart/Ribbon Finished size 3" x 3"

Cutting list for one block

Fabric:	Number to Cut	Size to Cut	Location Numbers
Background	1	3" x 3" [/]	23, 24
	1	2" x 2" [/]	4, 5
	1	1 1/4" x 2 1/2"	1
Heart	1	2 3/4" x 2 3/4" [/]	16, 17
	1	2 1/4" x 2 1/4" [/]	14, 15
	3	2" x 2"	18, 21, 22
	2	1 1/2" x 2 1/4"	2, 3
	3	1" x 1"	6, 12, 13
Ribbon	7	1" x 2"	7, 8, 9, 10, 11, 19, 20



Note: I have placed the dotted line on the outside edge of the block 1/2" from the finished seam line. I did this so the block can be used in a card. When it is used in a patchwork project, trim the outside edge 1/4" from the outside sewing line.