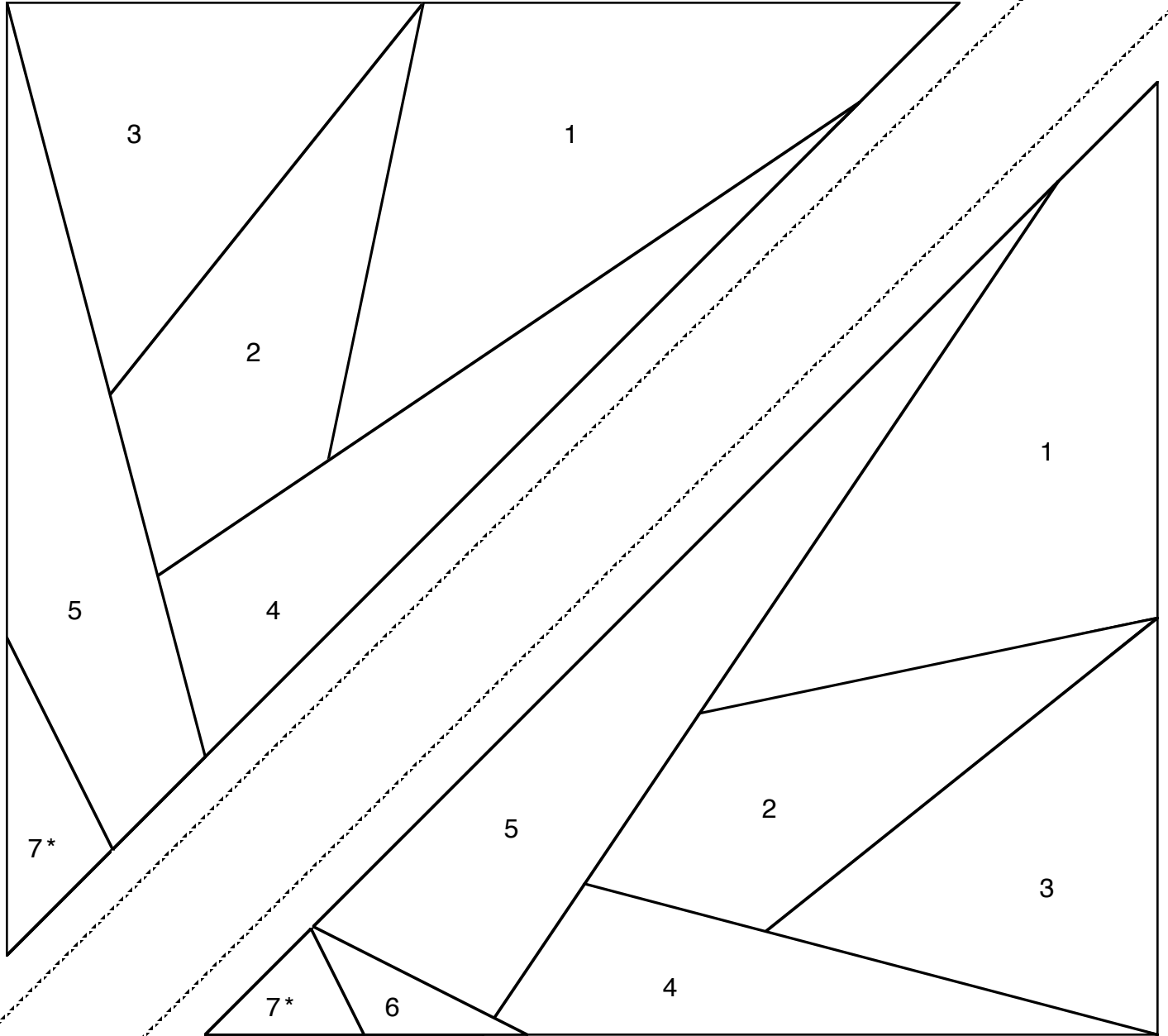



Section A- 2000 Member Celebration Block © Carol Doak 2007



Section B - 2000 Member Celebration Block © Carol Doak 2007

Make four copies of this page.  
Finished measurement should be 6" (solid line)



The reference to color is for identification purposes. You may use any color combination you like.

**Yardage:**

2/3 yd. Black for blocks and setting pieces

1/4 yd. Teal for blocks and setting pieces

1/8 yd. Medium Pink for blocks

1/8 yd. Light Pink for blocks

1/4 yd. Medium Purple for blocks

1/8 yd. Light Yellow for blocks

1/8 yd. Dark Yellow for blocks

1 1/4 yds. Hot Pink for border and binding:

**Setting Pieces:**

Teal 4 squares 6 7/8" x 6 7/8" [/] for large star points

4 squares 6 1/2" x 6 1/2" corner squares

Black 1 square 13 1/4" x 13 1/4" [X] for large setting triangles

4 squares 6 1/2" x 6 1/2"

Hot Pink 4 strips 6 1/2" x 24 1/2" for border

4 strips 2 1/4" x 40" for binding


[/] indicates to cut the squares in half once diagonally to make half-square triangles

[X] indicates to cut the square in half twice diagonally to make four quarter square triangles

**Cutting List for 8 Sections A and 8 Sections B**

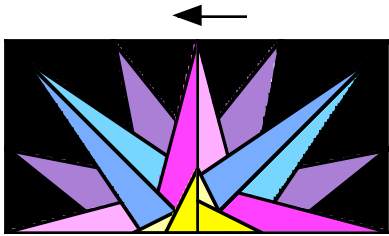
<b>Fabric:</b>	<b>No. to Cut</b>	<b>Size to Cut</b>	<b>Locations</b>	<b>Section</b>
Black	8	3 1/2" x 5"	1	A, B
	8	2 3/4" x 4 1/4"	3	A, B
Blue	4	2" x 7 1/2"	5	B
Teal	4	2" x 7"	4	A
Medium Pink	4	1 3/4" x 6 1/4"	5	A
Light Pink	4	1 3/4" x 5"	4	B
Medium Purple	8	2 1/4" x 5"	2	A, B
Light Yellow	4	1 1/4" x 2 1/4"	6	B
Dark Yellow	4	1 1/2" x 3 1/2"	7*	AB

\*Sew the #7 piece across the joined A/B foundations.




Make 4 Section A through #5  
 Make 4 Section B through #6  
 NOTE: TRIM THE #5A AND #6B FABRICS 1/4" FROM THE #7 SEAM LINE.  
 Trim the Section A & B foundations 1/4" from the solid sewing line.


Join Sections A & B  
 Add the # 7 pieces.  
 Make 4



Make 2 halves.  
 Press middle seam to the left.




Join 2 halves to make block.



Quilt Assembly

2000 Member Celebration Quilt



Finished size 36" x 36"

